

Product datasheet

Specifications



Circuit breaker, EasyPact MVS, 3 Poles, 1000A, 50kA, MF, ET2, fixed, manual

MVS10N3MF2L

⚠ Discontinued on: Jul 2, 2025

⚠ Discontinued

Main

Range	EasyPact
Product name	MVS10N
Device short name	MVS10N
Product or component type	Circuit breaker
Device application	Distribution
Poles description	3P
Protected poles description	3P 3d
[In] rated current	1000 A at 40 °C
Network type	AC
[Ue] rated operational voltage	690 V AC 50/60 Hz conforming to IEC 60947-2
Breaking capacity code	N
Suitability for isolation	Yes conforming to IEC 60947-2
Utilisation category	Category B
Trip unit name	ET2I
Trip unit technology	Electronic
Trip unit rating	1000 A

Complementary

Network frequency	50/60 Hz
Control type	Manually operated
Mounting mode	Fixed
Mounting support	Rail Base plate
Connection position	Horizontal Vertical
Location of connection	Rear
[Ui] rated insulation voltage	1000 V AC 50/60 Hz conforming to IEC 60947-2
[Uimp] rated impulse withstand voltage	12 kV conforming to IEC 60947-2
Circuit breaker CT rating	1000 A
Breaking capacity	50 kA Icu at 220...440 V AC 50/60 Hz conforming to IEC 60947-2
[Ics] rated service breaking capacity	50 kA (Ics) at 220...440 V AC 50/60 Hz conforming to IEC 60947-2

Mechanical durability	20000 cycles (with maintenance) conforming to IEC 60947-2 10000 cycles (without maintenance) conforming to IEC 60947-2
Electrical durability	Category B: 6000 cycles 440 V AC 50/60 Hz without maintenance conforming to IEC 60947-2 Category B: 4000 cycles 690 V AC 50/60 Hz without maintenance conforming to IEC 60947-2
Connection pitch	115 mm without spreader
Contact position indicator	Yes
[Icm] rated short-circuit making capacity	105 kA (Icm) at 220...440 V AC 50/60 Hz conforming to IEC 60947-2
[Icw] rated short-time withstand current	50 kA (1 s) at 220...440 V AC 50/60 Hz conforming to IEC 60947-2 42 kA (1 s) at 690 V AC 50/60 Hz conforming to IEC 60947-2 25 kA (3 s) at 440/690 V AC 50/60 Hz conforming to IEC 60947-2
Trip unit protection functions	LI
Protection type	Instantaneous short-circuit protection Overload protection (long time)
Fault indication	Overload Internal fault Short-circuit
Long time pick-up adjustment type Ir	Adjustable 9 settings
Long time pick-up adjustment range	0.4...1 x In
Long time delay adjustment type	Adjustable 9 settings
[tr] long-time delay adjustment range	0.5...24 s at 6 x Ir
Thermal memory	20 minutes before and after tripping
Instantaneous pick-up adjustment type li	Adjustable 9 settings
Instantaneous pick-up adjustment range	1.5...10 x Ir
Zone selective interlocking ZSI	With
Current sensor rating range	400/2000 A
Maximum breaking time	25 ms
Maximum closing response time	70 ms
Height	352 mm
Width	422 mm
Depth	297 mm
Net weight	40 kg

Environment

Standards	IEC 60947-2
Product certifications	CCS IEC GOST CCC
Pollution degree	4 conforming to IEC 60664-1
IP degree of protection	IP40
Ambient air temperature for operation	-5...70 °C
Ambient air temperature for storage	-40...85 °C without control unit -25...85 °C with control unit

Packing Units

Unit Type of Package 1	PCE
Number of Units in Package 1	1
Package 1 Height	42.0 cm
Package 1 Width	35.0 cm
Package 1 Length	50.0 cm
Package 1 Weight	38.0 kg

Contractual warranty

Warranty (in months)	18
-----------------------------	----



Environmental Data

Schneider Electric aims to achieve Net Zero status by 2050 through supply chain partnerships, lower impact materials, and circularity via our ongoing “Use Better, Use Longer, Use Again” campaign to extend product lifetimes and recyclability.

[Environmental Data explained >](#)

[How we assess product sustainability >](#)



Environmental footprint

Total lifecycle Carbon footprint	1 543 kg CO2 eq.
Carbon footprint of the manufacturing phase [A1 to A3]	305 kg CO2 eq.
Carbon footprint of the distribution phase [A4]	12 kg CO2 eq.
Carbon footprint of the installation phase [A5]	10 kg CO2 eq.
Carbon footprint of the use phase [B2, B3, B4, B6]	1 147 kg CO2 eq.
Carbon footprint of the end-of-life phase [C1 to C4]	69 kg CO2 eq.
Environmental Disclosure	Product Environmental Profile

Use Better



Materials and Substances

Packaging made with recycled cardboard	Yes
Packaging without single use plastic	No, we have minimized the use of plastic in the packaging in compliance with regulations and considering quality and safety standards
SCIP Number	3f2d539a-6ab5-46aa-8603-9354f4ae3294
EU RoHS Directive	Compliant By Exemption
REACH Regulation	Reference contains Substances of Very High Concern above the threshold
PVC free	Yes

Use Longer




Lifetime extension

Repair	No
--------	----

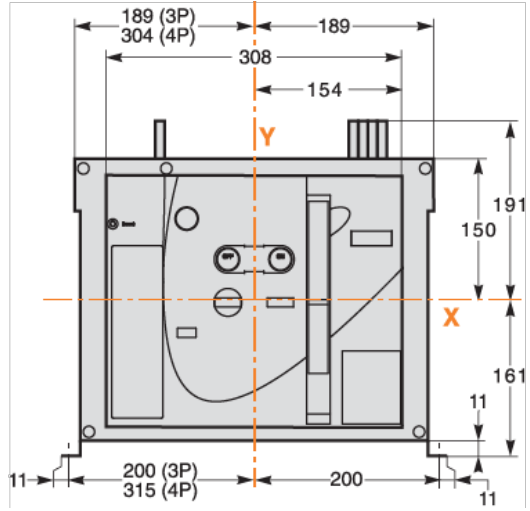
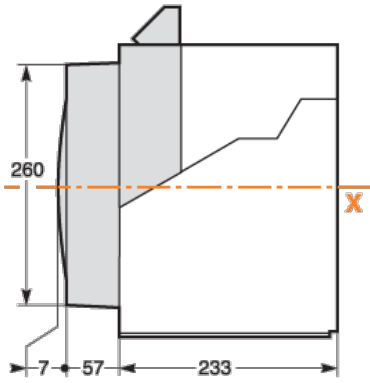
Use Again



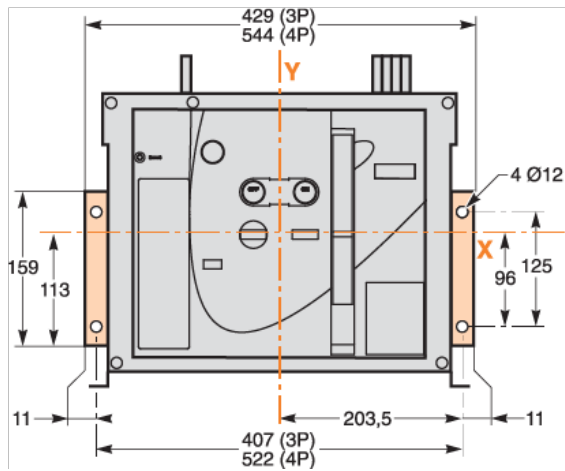
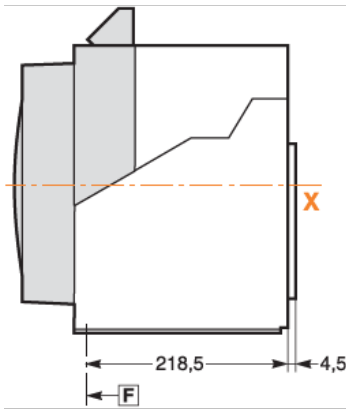
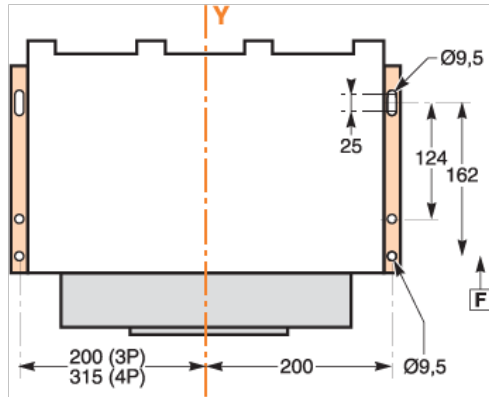
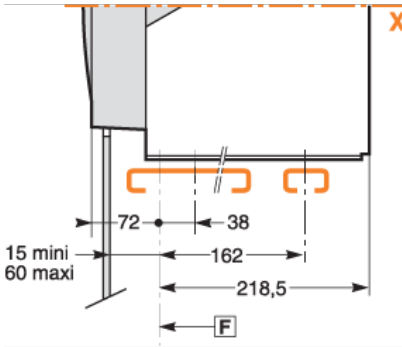
Repack and remanufacture

End of life manual availability	End of Life Information
Removable battery	Yes
Take-back	No
WEEE Label	 The product must be disposed on European Union markets following specific waste collection and never end up in rubbish bins

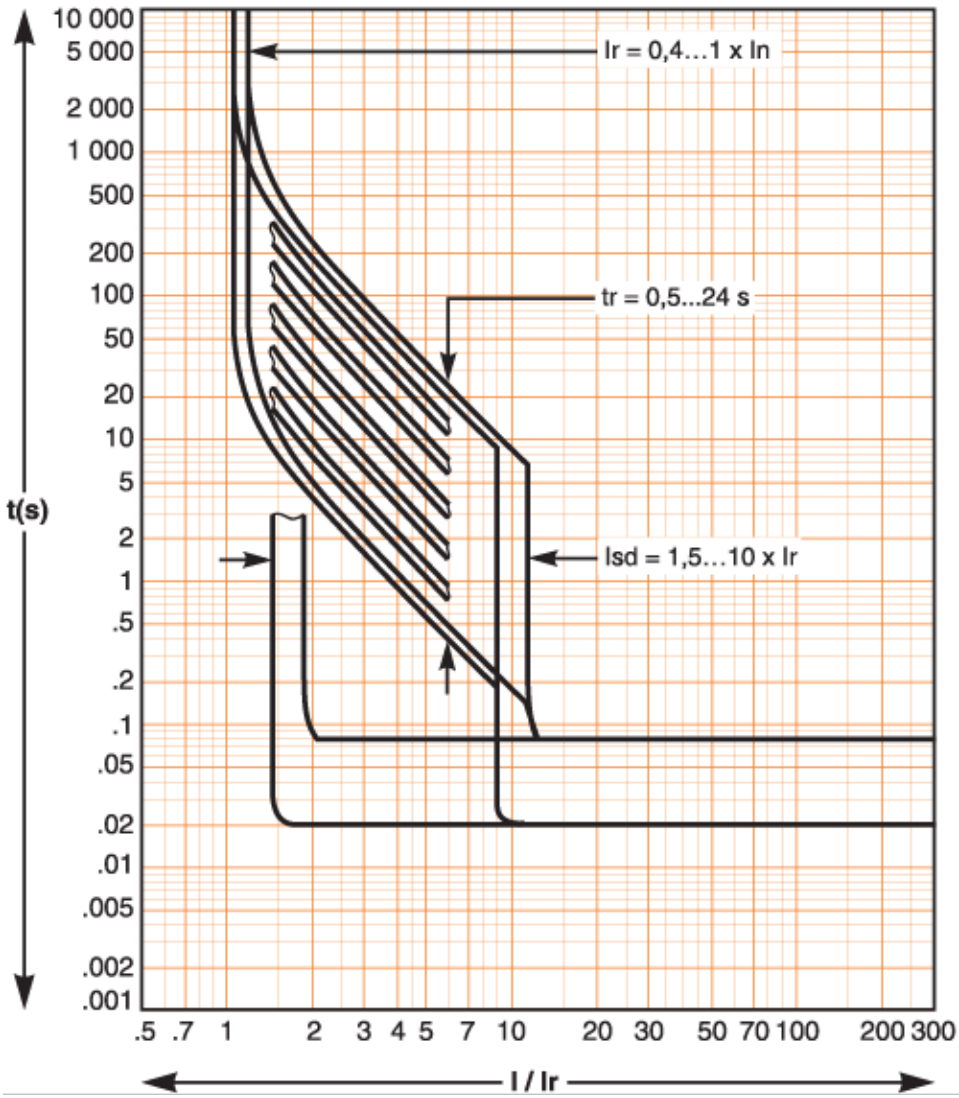
Dimensions Drawings



Assembly



Performance Curves



Offer Marketing Illustration

Product benefits / Features



EasyPact MVS
Range Accessories

Pre-wired terminal block

Auxiliary contact

Protection relays

Fault protection

Time delay relay

Locking accessories

The image displays a collection of accessories for the EasyPact MVS range. At the top left, a large MVS circuit breaker is shown against a green background. Below it, six categories of accessories are presented with their respective images and labels: 1. Pre-wired terminal block: A black terminal block with several wires connected. 2. Auxiliary contact: A white rectangular component with multiple terminals. 3. Protection relays: Two blue vertical relay units. 4. Fault protection: A yellow and white component with a circular opening. 5. Time delay relay: A white rectangular component with a digital display and buttons. 6. Locking accessories: Various mechanical parts including a lock, a key, and a handle.

Offer Marketing Illustration

Product benefits / Features

EasyPact MVS LV air circuit breaker



General applications

Ideal level of capability for your installations from 800 to 4000 A, while offering the durability and ease of use needed for most applications.



Optimized safety

Ensures safety with ready-to-close contact, multiple locking options, and safety shutters.



Cost-effective

Get the performance you need at a cost effective investment without compromising quality.



Offer Marketing Illustration

Product benefits / Features



EasyPact MVS

Technical Specifications

<p>Protection No.</p> <ul style="list-style-type: none"> 2 LI Protection 5 LSI Protection 6 LSIG Protection 0 No Protection for switch disconnecter 	<p>Type</p> <ul style="list-style-type: none"> L Basic Protection A Protection + Current metering V Protection + Energy metering D Switch Disconnecter 	
<p>Type of Installation</p> <ul style="list-style-type: none"> F Fixed W Withdrawable/drawout 	<p>Current rating</p> <ul style="list-style-type: none"> 630A 800A 1000A 1250A 1600A 2000A 2500A 3200A 4000A 	<p>Operating mechanism</p> <ul style="list-style-type: none"> Manually operated ACB/SD Electrical 200/240 VAC Electrical 110/130 VAC Electrical 380/415 VAC Electrical 200/250 VDC Electrical 100/125 VDC Electrical 48/60V DC Electrical 24/30V DC
<p>Number of poles</p> <ul style="list-style-type: none"> 3P 3 Poles 4P 4 Poles 		

Offer Marketing Illustration

Product benefits / Features



EasyPact MVS

Technical Benefits

- Single frame size from 800 to 4000 A.
- Voltage rating up to 690 V AC.
- Complete selectivity assures electrical system protective coordination, reliability, and continuity of service.
- Compliance with international standard IEC 60947-2 for breakers and IEC 60947-3 for disconnectors.
- Electronic MicroLogic control unit, integrating current and voltage monitoring.
- Optimized range of field-installable auxiliaries and accessories.